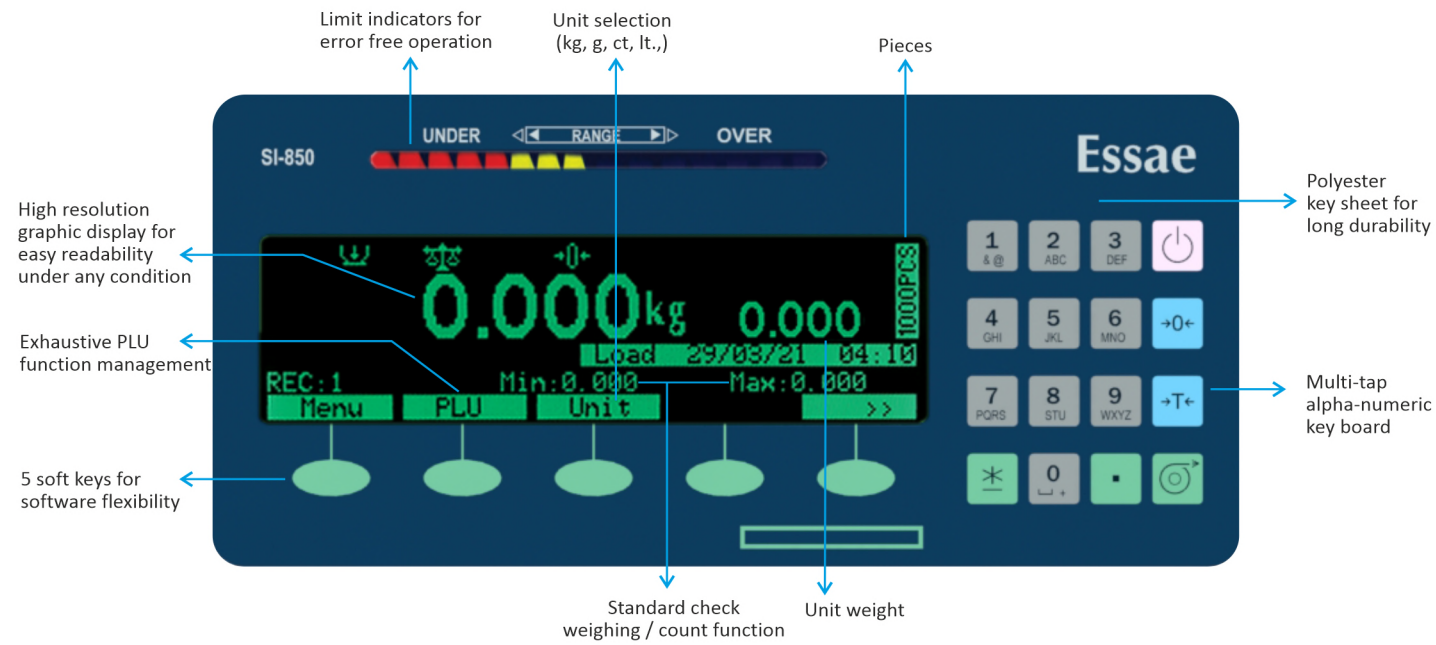


**Salient Value**

- 32-bit ARM processor and 24-bit precision delta-sigma ADC
- Selectable filter and stability settings for any weighing application
- Automatic self-diagnostic function for easy trouble shooting
- Cloning the scale configuration and data for faster and reliable replacement
- Wide variety of configurable printing formats and reports
- Secure access control through passwords
- External scale/balance interface
- Windows 10-based PC application software
- Compatible ERP scale server
- User-friendly interactive menu



Form no. CAT-SI-850-076 R02

# SI-850

## Weighing System



### Essae-Teraoka Pvt. Ltd.

410, 100ft Road, 4th Block,  
Koramangala, Bengaluru-560 034

info@essae.com

http://www.essae.com

+91 80 2511 3021

1-800-425-3111

0-78488 12346



Your **Essae** representative

Comprehensive System Solution for a wide range of Weighing needs



## Technical Specification



Platform type

### Single loadcell platform scale

Capacity (kg)	Accuracy (g)	Platform size (mm)	Loadcell	Framework	Platter
6/15/30	0.5/1/2	400 x 400	Aluminium	MS	SS
50/150	5/10	450 x 450	Tool steel-IP67		SS-304
150/300	10/20	550 x 650			SS
300	20	610 x 610			MSC
300	50	700 x 800			MS
300	20	700 x 800			SS/MS
300/600	20/50	700 x 800			

Capacity (kg)	Accuracy (g)	Platform size (mm)	Loadcell	Framework	Platter
50/60/100/150	5/5/10/10	450 x 550	Tool steel-IP67	SS-304	SS-304
100/150/300	10/10/20	550 x 650		SS-304	SS-304
300/600	20/50	700 x 800			

### Single loadcell bench scale

Capacity (kg)	Accuracy (g)	Platform size (mm)	Loadcell	Framework	Platter
3/6/15/30	0.2/0.5/1/2	360 x 276	Aluminium	SS-304	SS-304
6/15/30	0.5/1/2	360 x 276	Tool Steel-IP67		
6/15/30	1/1/2	400 x 400			SS-304

### Table Top

Capacity (kg)	Accuracy (g)	Platform size (mm)	Loadcell	Framework	Platter
1.5/3/6/15	0.1/0.2/0.5/1	205 x 255	Aluminium	SS-304	SS-304

### Four loadcell platform scale

Capacity (kg)	Accuracy (g)	Platform size (mm)	Loadcell	Framework	Platter
600	50	700 x 800	Tool steel-IP67	MS	MSC/SS-304*
600/1000/1500/2000/3000/5000	100/200/200/500/500/1000	1000 x 1200 / 1200 x 1200 / 1500 x 1500 / 1200 x 1500 / 1500 x 1800			
600/1000/1500	100/200/200	1000 x 1200 / 1200 x 1500		SS-304	SS-304


\* SS-304 Platter is applicable only for 1000 x 1200 / 1200 x 1500 / 1500 x 1800

### Accessories

Ramp Size (mm)	Capacity (kg)	Ramp Size (mm)	Capacity (kg)
1200 x 1000 MSC	600 to 3000	1200 x 1250 / 1800 x 1250 MSC	1500 to 3000 (concentric)
1500 x 1000 MSC		1200 x 1000 SS-304	600 to 1500
1800 x 1000 MSC		1500 x 1000 SS-304	



Bench type



- Wide platform range to suit customer needs
- Rugged/Sturdy platforms in both SS/MS


## Technical Specification

### Low profile platform scale

- Fully Stainless Steel
- Ideal for Pharma and chemical industries
- Weightment area height is 45 mm ± 5 mm (600 x 600, 850 x 850)  
Weightment area height is 60 mm ± 5 mm (1250 x 1250, 1500 x 1500)
- Ease of movement of Container / Trolley
- Size to suit customer applications

### Accessories

Capacity (kg)	Accuracy (g)	Platform size (mm)	Ramp Size (mm)	Capacity (kg)
150/300/600	20/50/100	600 x 600	600 x 230	150 to 600
150/300/600	20/50/100	850 x 850	850 x 230	150 to 600
600/1000/1500	100/200/200	1250 x 1250	1250 x 455	600 to 1500
600/1000/1500	100/200/200	1500 x 1500	1500 x 455	600 to 1500



### Technical specifications

Weighing units	g, kg, litre, carat (selectable)
Calendar / clock	Date / time available through in-built RTC
Weight recording	Automatic or manual
Printing data	Bill print (for each transaction) & List print (summary reports)
Memory	4 MB Flash 25,000 transaction records, (optionally expandable upto 8 MB)
Display type	Graphic LCD
Standard options	2 x RS-232 serial
	2 x USB host for keyboard & barcode scanner or Pen drive, 1 x USB device
	3 x Potential free set point relay output (12 V / 1.5A)
Optional interfaces	Flame Proof Enclosure (FLP)
	1 x Ethernet - TCP/IP (10/100 Mbps auto negotiation)
	Wi-Fi (Range up to 20 m line of sight)
	Digital 4-20 mA
Others	GPS Receiver
	21-CFR Software
	External scale / balance interface through RS-232, only for selected
Accessories	Essae models
	TM-U220D Dot Matrix Printer (Serial)
	25 / 50 mm JUMBO DISPLAY
	MS ROLLER 450 x 550 / 550 X 650 / 700 x 800 mm
	DP-810 Printer
	2 / 3 Color Towerlamp Kit

### Sample List Print format 1 :

Essae-Teraoka Pvt Ltd Bangalore									
Sl.No	Product Name	Date	Time	Tare Wt	Net Wt	Gross Wt	Quantity	Remark	
1	M3X6 shim screw	19-09-2009	13:43	0.250	0.241	0.491	10	LOW	
2	M3X8 shim screw	19-09-2009	13:44	0.000	1.476	1.476	6033	HIGH	
3	M3 hex nut	19-09-2009	13:44	0.100	1.380	1.480	3115	HIGH	
4	M4 spring washer	19-09-2009	13:45	0.500	0.483	0.983	9	HIGH	
5	M6 rubber leg	19-09-2009	13:46	0.987	0.494	1.481	1501	HIGH	
6	M8 hex nut	19-09-2009	13:46	0.250	1.234	1.484	4001	HIGH	
				2.087	5.308	7.395	24322		

### Sample Bill Print format 1 :

Essae Teraoka Pvt Ltd Bangalore	
Sl.No	: 1
Product Name	: M3X6 shim screw
Date	: 19-09-2009
Time	: 13:43
Tare Wt	: 0.250 kg
Net Wt	: 0.241 kg
Gross Wt	: 0.491 kg
Quantity	: 10 pcs
Remark	: LOW
Thank you	

### Sample List Print format 2 :

CADILLA HEALTH CARE Zydus Towers, Satellite Cross Road Ahmedabad		
Date	: 17-03-2010	
Product Name	: Influenzum 2005	
Batch No	: 1235	
OP.Name	: Sriram	
Sample Size	: 993	
Min	: 0.100	Max : 0.200
SI.NO	NET WT	Remarks
132	0.253	HIGH
133	0.254	HIGH
134	0.258	HIGH
135	0.259	HIGH
136	0.153	OK
137	0.098	LOW
Total	: 1.275	
Avg Net Wt	: 0.253	
Lowest Wt	: 0.098	
Highest wt	: 0.259	
Std Dev	: 0.069	
Variance	: 0.004	
Rel.Deviation	: 0.327	
No.Of Low	: 1	
No Of OK	: 1	
No Of High	: 4	



Tower Lamp